



**SUSTAVI ZA ODVODNJU
OBORINSKIH I PRELIVNIH VODA**

ALPRO-ATT

Sustavi za odvodnju oborinskih i prelivnih voda

Kiša i ostale meteorološke nepogode mogu prouzročiti velike količine vode koje se zadržavaju na prostorima gdje ljudi žive, odnosno oko kuća, stambenih zgrada i na ulicama. Upravo u takvim situacijama koriste se šahte, sifoni, modularni kanali, poklopci, rešetke i ostali artikli okupljeni pod ovim imenom čiji je zadatak rješavanje problema sakupljanja i pravilnog usmjeravanja velikih količina vode. Ispunjavane standarda EN 1235-1, što je uvjet kvalitete, velika otpornost na atmosferske prilike, otpornost na različite kemijske supstance te široka primjenjivost ovog programa čini ga jako korisnim i veoma raširenim u današnje vrijeme.

Materijal

Artikli sustava za odvodnju su izgrađeni od POLIPROPLINA (PP) i tvrdog PVC-a, što im daje prednost pred klasičnim materijalima u vidu njihove lakoće i jednostavnosti ugradnje. Odlikuje ih moderan i privlačan izgled, sa sivom bojom (norma RAL 7035), odnosno za vrtne šahtove i poklopce zelenom bojom. Dostupni su u različitim dimenzijama i oblicima što pojednostavljuje rad i štedi vrijeme prilikom njihove ugradnje.

Kvalitet

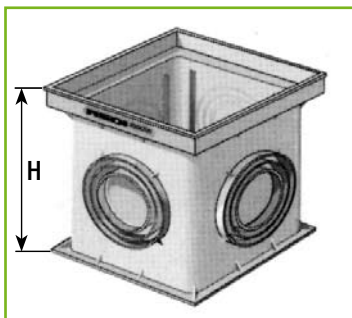
u skladu EN 1235 - 1






1. REŠETKA ZA KANAL PJEŠAČKA
2. PJSKOLOVAC
3. ŠAHTA SA DNOM / OKVIR ŠAHTNI / REŠETKA PJEŠAČKA
4. SIFON HORIZONTALNI
5. KANAL MODULARNI / REŠETKA ZA KANAL KOLNIČKA
6. SIFON VERTIKALNI

ŠAHTA



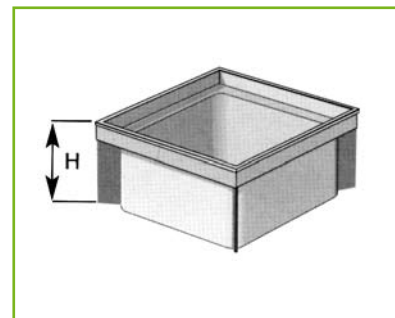
ŠAHTA S DNOM

DIM (mm)	H (mm)
200 x 200	200
300 x 300	297
400 x 400	397
550 x 550	500



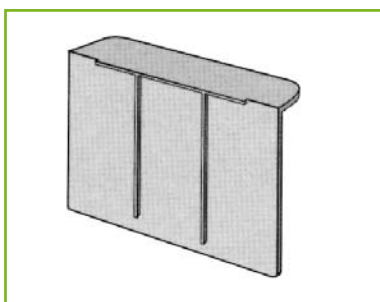
ŠAHTA BEZ DNA

DIM (mm)	H (mm)
200 x 200	200
300 x 300	297
400 x 400	397
550 x 550	520



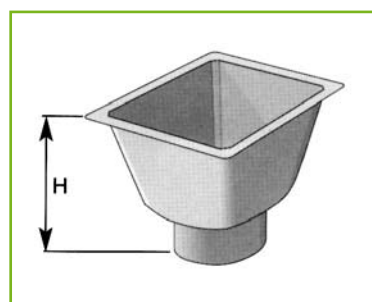
NASTAVAK ŠAHTE

DIM (mm)	H (mm)
200 x 200	100
300 x 300	100
400 x 400	100
550 x 550	315



SEPARATOR ŠAHTNI

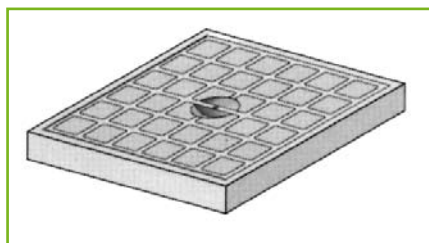
DIM (mm)
200 x 200
300 x 300
400 x 400
550 x 550



TULJAK SLIVNI

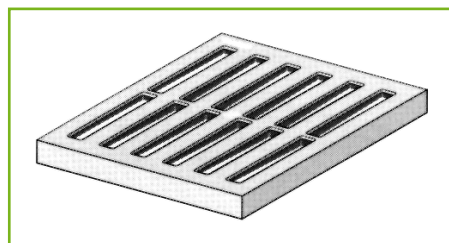
DIM (mm)	H (mm)
300 x 300	210
400 x 400	300

POKLOPAC I REŠETKA - PJEŠAČKI / KOLNIČKI



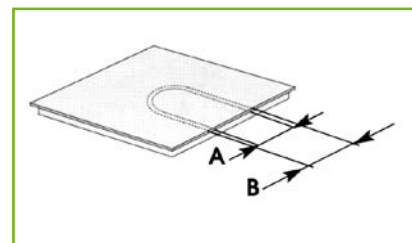
POKLOPAC PJEŠAČKI

DIM (mm)
200 x 200
300 x 300
400 x 400
550 x 550



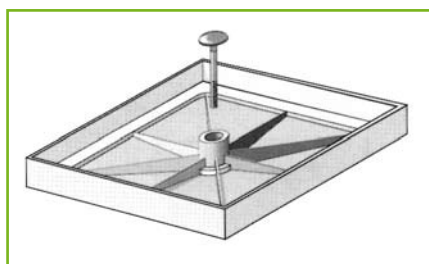
REŠETKA PJEŠAČKA

DIM (mm)
200 x 200
300 x 300
400 x 400
550 x 550



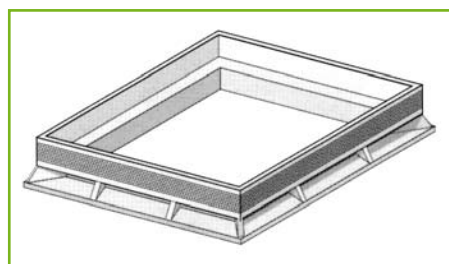
POKLOPAC

DIM (mm)	A	B
300 x 300	80	110



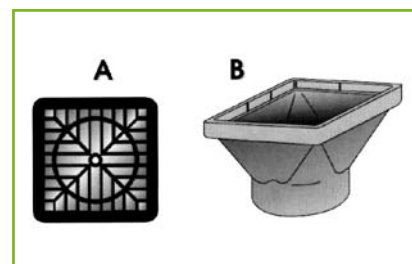
POKLOPAC UGRADBENI

DIM (mm)
200 x 200
300 x 300
400 x 400



ŠAHTNI OKVIR

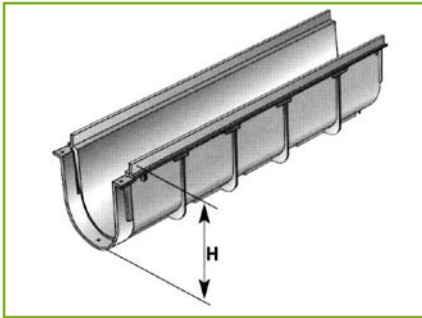
DIM (mm)
200 x 200
300 x 300
400 x 400
550 x 550



SLIVNIK KVADRATNI S REŠETKOM

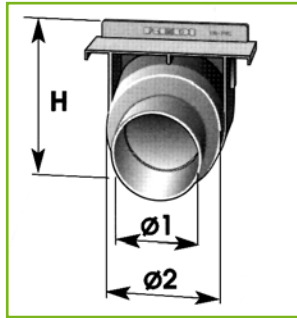
DIM (mm)
A Ø 150
B Ø 110

KANAL MODULARNI 130



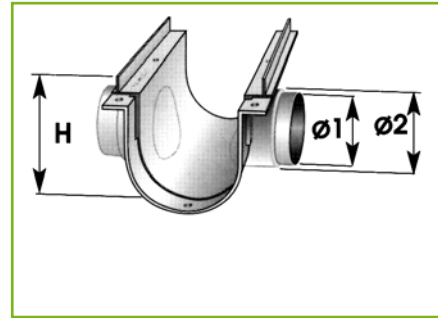
KANAL MODULARNI

DIM (mm)	H (mm)
130 x 500	134



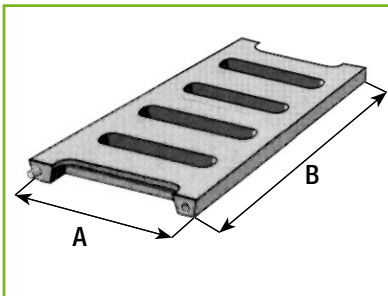
KANALSKI ZAVRŠNI KOMAD

DIM (mm)	Ø1	Ø2	H (mm)
130 x 500	75	110	131



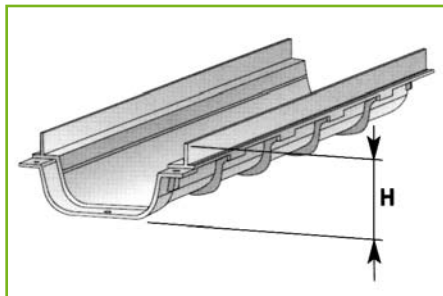
KANALSKI KRIŽNI KOMAD

DIM (mm)	Ø1	Ø2	H (mm)
130 x 125	75	80	131



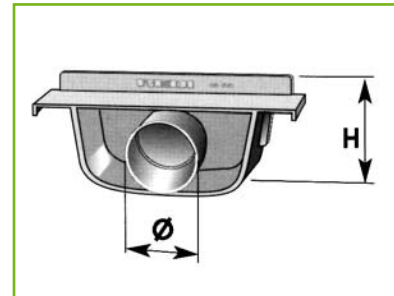
REŠETKA ZA KANALSKI KRIŽNI KOMAD

DIM (mm)
A 130
B 125



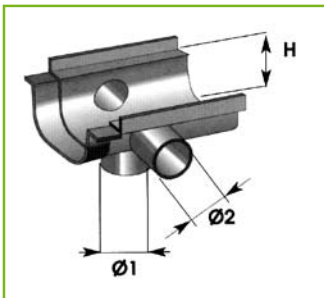
KANAL MODULARNI

DIM (mm)	H (mm)
130 x 500	70



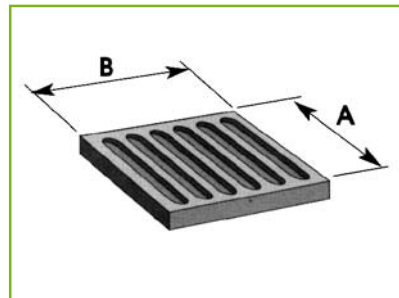
KANALSKI ZAVRŠNI KOMAD

DIM (mm)	Ø	H (mm)
130	40	67



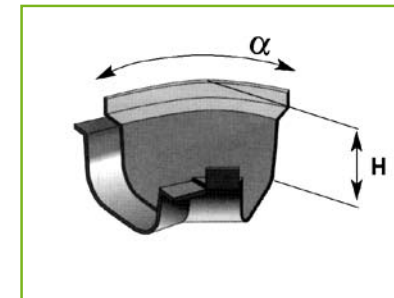
KANALSKI KRIŽNI KOMAD

DIM (mm)	Ø1	Ø2	H (mm)
130 x 147	50	40	70

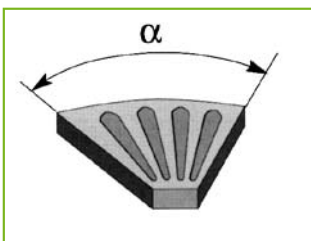


REŠETKA ZA KANALSKI KRIŽNI KOMAD

DIM (mm)
A 130
B 147




KOLJENO KANALSKO 45° $\frac{\alpha}{45^\circ}$ $\frac{H (mm)}{70}$




REŠETKA 45°

$\frac{\alpha}{45^\circ}$



REŠETKA ZA KANAL - KOLNIČKA

DIM (mm)
130 x 500



POKLOPAC ZA KANAL - KOLNIČKI

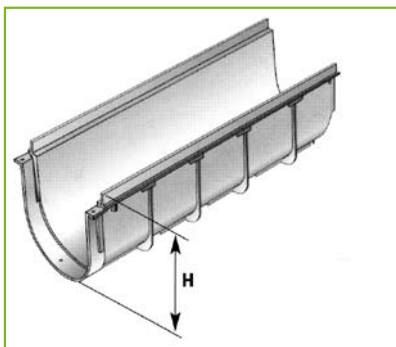
DIM (mm)
130 x 500



REŠETKA ZA KANAL - PJEŠAČKA

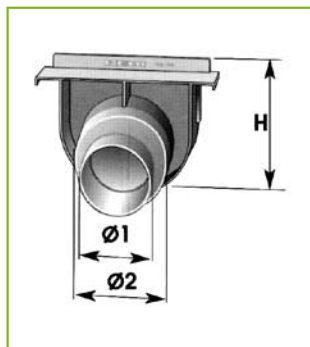
DIM (mm)
130 x 500

KANAL MODULARNI 200



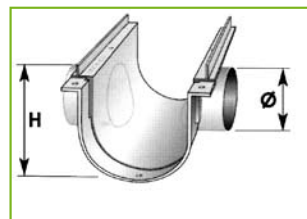
KANAL MODULARNI

DIM (mm)	H (mm)
200 x 500	170



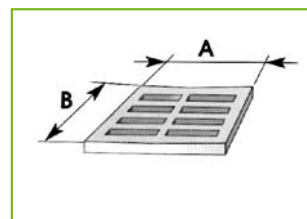
KANALSKI ZAVRŠNI KOMAD

DIM (mm)	Ø1	Ø2	H(mm)
200	75	110	165



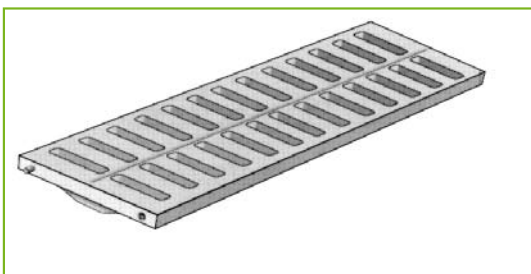
KANALSKI KRIŽNI KOMAD

DIM (mm)	Ø	H(mm)
200 x 145	100	165




REŠETKA ZA KANALSKI KRIŽNI KOMAD

DIM (mm)
A 200
B 145



REŠETKA ZA KANAL - KOLNIČKA

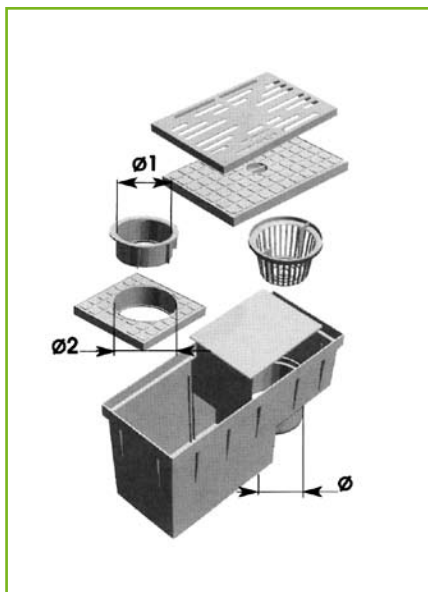
DIM (mm)
200 x 500



POKLOPAC ZA KANAL - KOLNIČKI

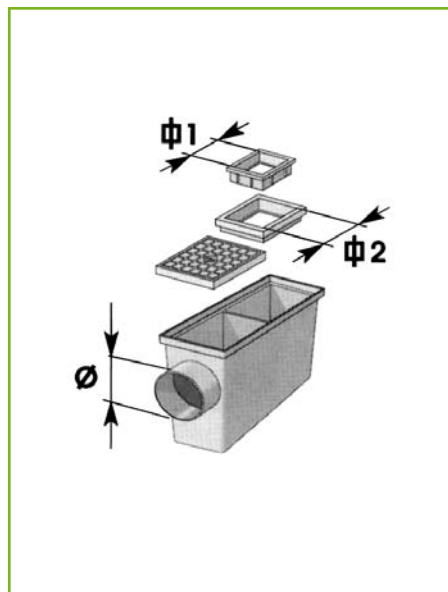
DIM (mm)
200 x 500

PJESKOLOVCI



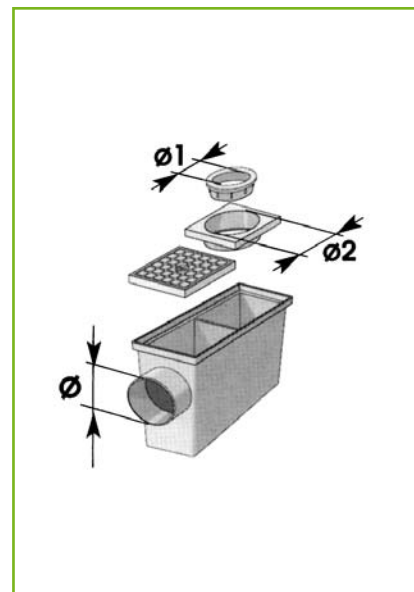
PJESKOLOVAC VERTIKALNI

DIM (mm)	Ø	Ø1	Ø2
380 x 156	110	75	110



PJESKOLOVAC (HORIZONTALNI IZLAZ)

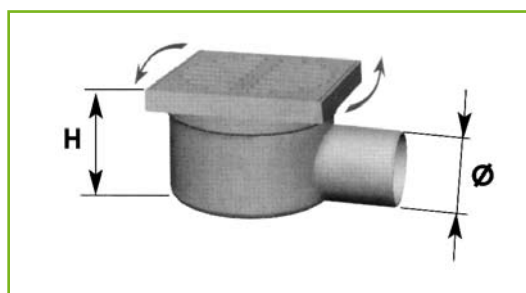
DIM (mm)	Ø	Ø1	Ø2
246 x 125	100	80	100
246 x 125	110	80	100



PJESKOLOVAC (HORIZONTALNI IZLAZ)

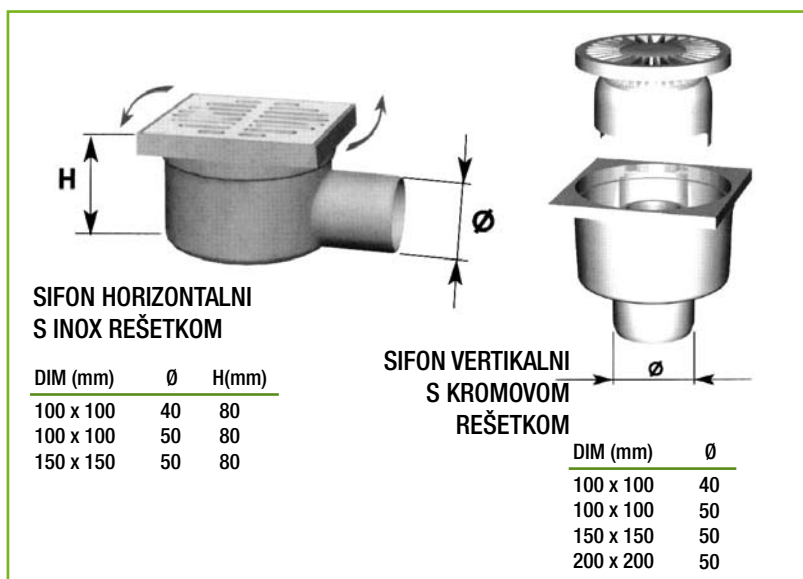
DIM (mm)	Ø	Ø1	Ø2
246 x 125	110	75	110

SIFONI RAZNI



SIFON HORIZONTALNI

DIM (mm)	Ø	H(mm)
100 x 100	40	80
100 x 100	50	80
150 x 150	50	80

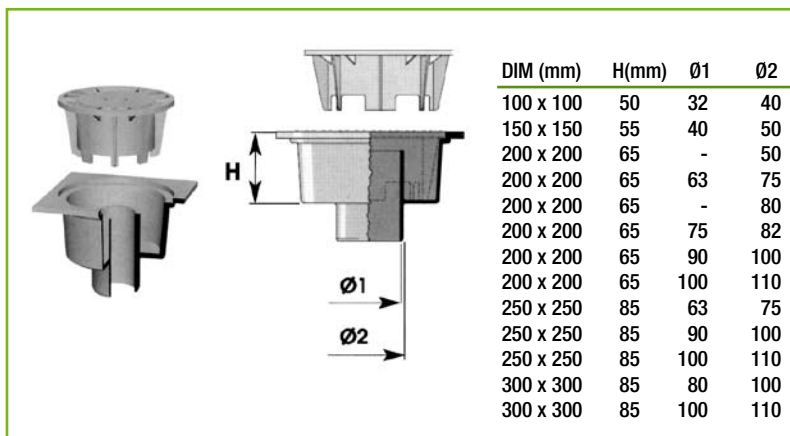


SIFON HORIZONTALNI S INOX REŠETKOM

DIM (mm)	Ø	H(mm)
100 x 100	40	80
100 x 100	50	80
150 x 150	50	80

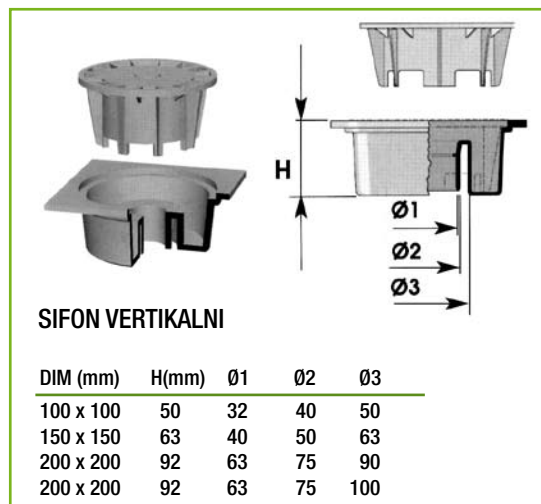
SIFON VERTIKALNI S KROMOVOM REŠETKOM

DIM (mm)	Ø
100 x 100	40
100 x 100	50
150 x 150	50
200 x 200	50



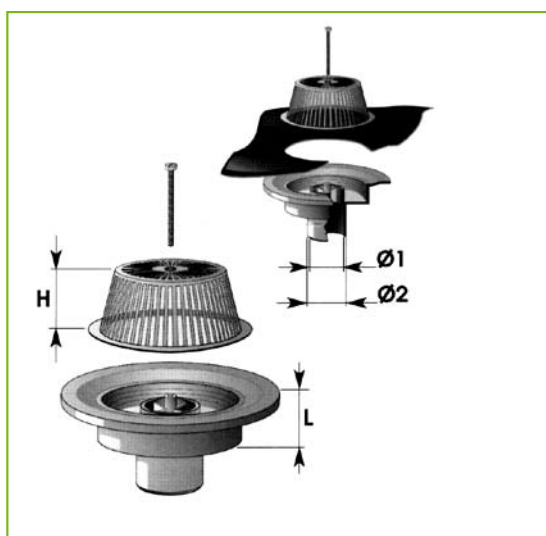
SIFON VERTIKALNI

DIM (mm)	H(mm)	Ø1	Ø2
100 x 100	50	32	40
150 x 150	55	40	50
200 x 200	65	-	50
200 x 200	65	63	75
200 x 200	65	-	80
200 x 200	65	75	82
200 x 200	65	90	100
200 x 200	65	100	110
250 x 250	85	63	75
250 x 250	85	90	100
250 x 250	85	100	110
300 x 300	85	80	100
300 x 300	85	100	110



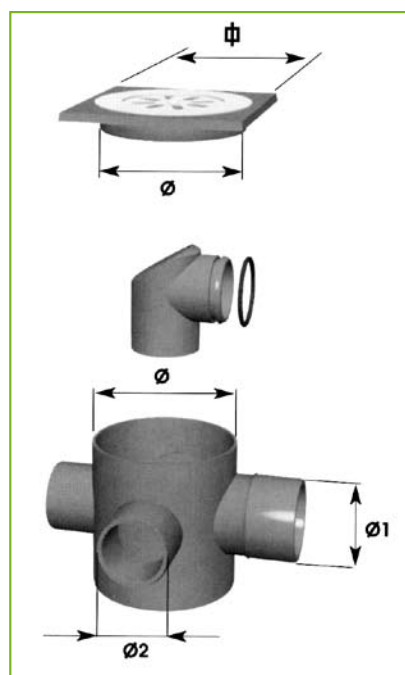
SIFON VERTIKALNI

DIM (mm)	H(mm)	Ø1	Ø2	Ø3
100 x 100	50	32	40	50
150 x 150	63	40	50	63
200 x 200	92	63	75	90
200 x 200	92	63	75	100



SIFON ZA RAVNI KROV

Ø1	Ø2	H(mm)	L
63	75	74	62
75	82	74	62
-	80	74	62
100	110	74	62



ŠAHTA SA SIFONOM

Ø(mm)	Ø1	Ø2
125	75	63

ALPRO-ATT^{d.o.o.}

21220 **TROGIR**, Plano bb, p.p. 4
Tel.: 021/896-242; Tel./Fax: 021/ 896-244
E-mail: alpro-att@st.t-com.hr
www.alpro-att.hr

predstavništva

10000 **ZAGREB**, Radnička cesta bb
Tel.: 01/24 07 136; Tel./Fax: 01/24 04 040
E-mail: alpro-att@zg.t-com.hr

31000 **OSIJEK**, Dubrovačka 7a
Tel.: 031/36 83 47; Tel./Fax: 031/36 83 48
E-mail: alpro-att@os.t-com.hr

51000 **RIJEKA**, Luki 19
Tel.: 051/67 23 20; Tel./Fax: 051/67 22 65
E-mail: alpro-att@ri.t-com.hr

23000 **ZADAR**, Vlahe Paljetka br.2/1
Tel.: 023/300-510; Tel./Fax: 023/300-509
E-mail: alpro-att1@zd.t-com.hr

Certified ISO 9001 : 2000 by

